


SeeQ®



connect

PERFORMANCE OPTIMIZATION TRACK





Enhancing Teamwork: Leveraging Dashboarding Tools for More Effective Collaboration

with



Cara Blankenbicker

Industrial Data Scientist

Syensqo





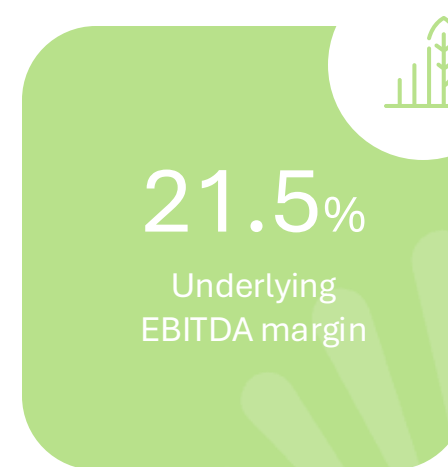

Seeq Connect 2025

Enhancing Teamwork:
Leveraging Dashboarding
Tools for More Effective
Collaboration

Cara Blankenbicker



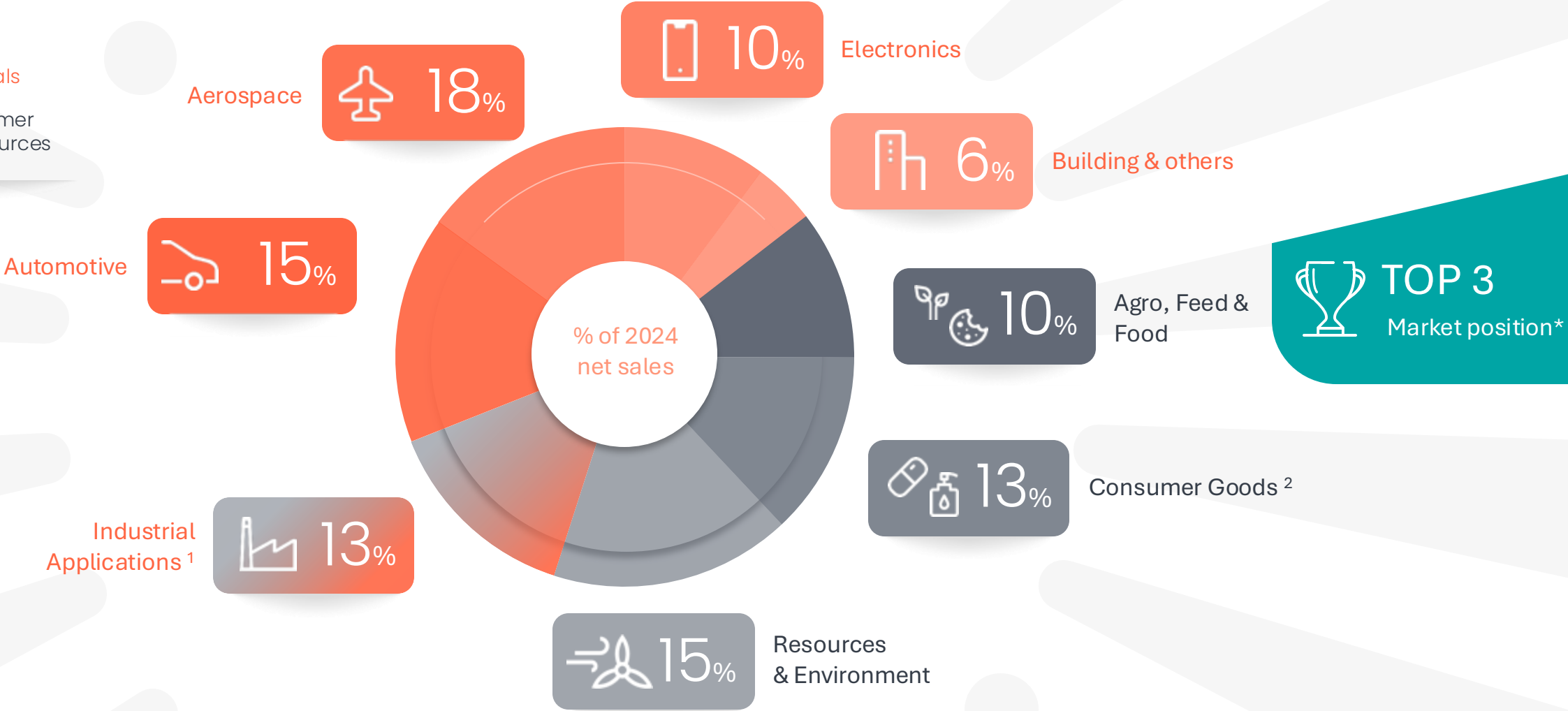
Top-tier specialty player



Leadership in growth markets



- Materials
- Consumer & Resources



TOP 3
Market position*

Source: Management reports
1 Includes: Chemical Industry
2 Includes: Home, Personal & Health Care

*in ~90% of today's portfolio based on net sales



The Roadmap

Historic



Current State

Current Way of Working



Next Steps

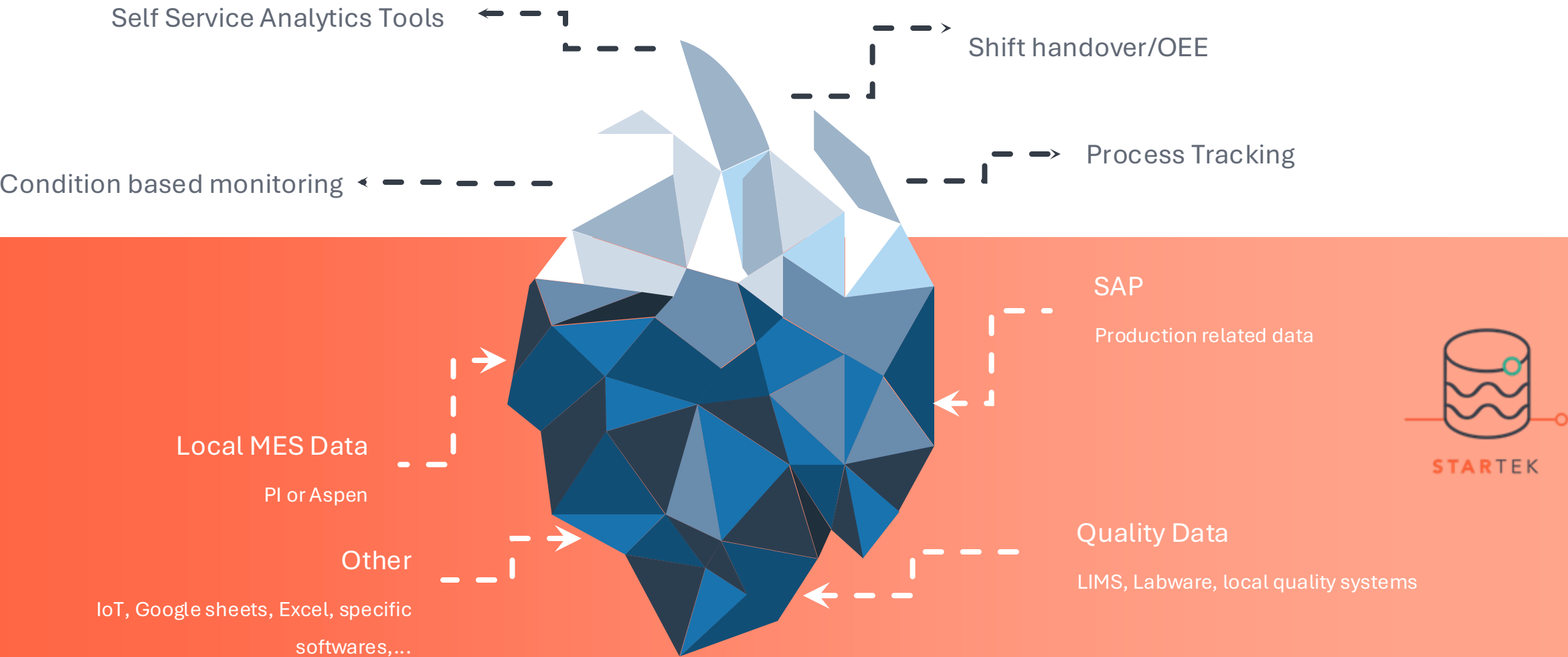
?



Industrial Process Data Lake @ Syensqo



All the information you need, when you need it, in the same place, ready to be exploited



Batch Watcher



Dashboard

Daily Report

Weekly Report

OEE Report

Trouble Shooting

Process Analysis

Golden Phase Profiler



SYENSQO

Daily Report



Process Analysis

	Batch A	Batch B	Batch C	Batch D
Start	Mar 1	Mar 1	Mar 1	Mar 1
End	Mar 1	Mar 1	Mar 1	Mar 1
CAMPAIGN	2	2	2	2
GRADE				
RECIPE	R5	R5	R5	R5
Mass-TOT SP Max	9 kg	9 kg	9 kg	9 kg
Mass-TOT Max	4 kg	8 kg	3 kg	1 kg
Mass-TOT SP Max	0 kg	0 kg	0 kg	6 kg
Mass-TOT Max	3 kg	2 kg	2 kg	9 kg
Mass-TOT SP Max	0 kg	0 kg	0 kg	0 kg
Mass-TOT Max	8 kg	0 kg	5 kg	6 kg
Mass-TOT SP Max	0 kg	0 kg	0 kg	0 kg
Mass-TOT Max	0 kg	3 kg	0 kg	0 kg
Mass-TOT SP Max	9 kg	9 kg	9 kg	6 kg
Mass-TOT Max	9 kg	6 kg	5 kg	1 kg
Mass-TOT SP Max	5 kg	7 kg	3 kg	3 kg
Mass-TOT Max	7 kg	6 kg	4 kg	9 kg
Mass-TOT SP Max	0 kg	0 kg	0 kg	0 kg
Mass-TOT Max	0 kg	0 kg	0 kg	0 kg
Mass-TOT SP Max	0 kg	0 kg	0 kg	0 kg
Mass-TOT Max	0 kg	0 kg	0 kg	0 kg
Mass-TOT SP Max	3 kg	3 kg	3 kg	3 kg
Mass-TOT Max	1 kg	2 kg	3 kg	7 kg
Mass-TOT SP Max	7 kg	7 kg	7 kg	7 kg
Mass-TOT Max	2 kg	2 kg	2 kg	9 kg
Mass-TOT SP Max	0 kg	0 kg	0 kg	0 kg
Mass-TOT Max	0 kg	0 kg	0 kg	0 kg

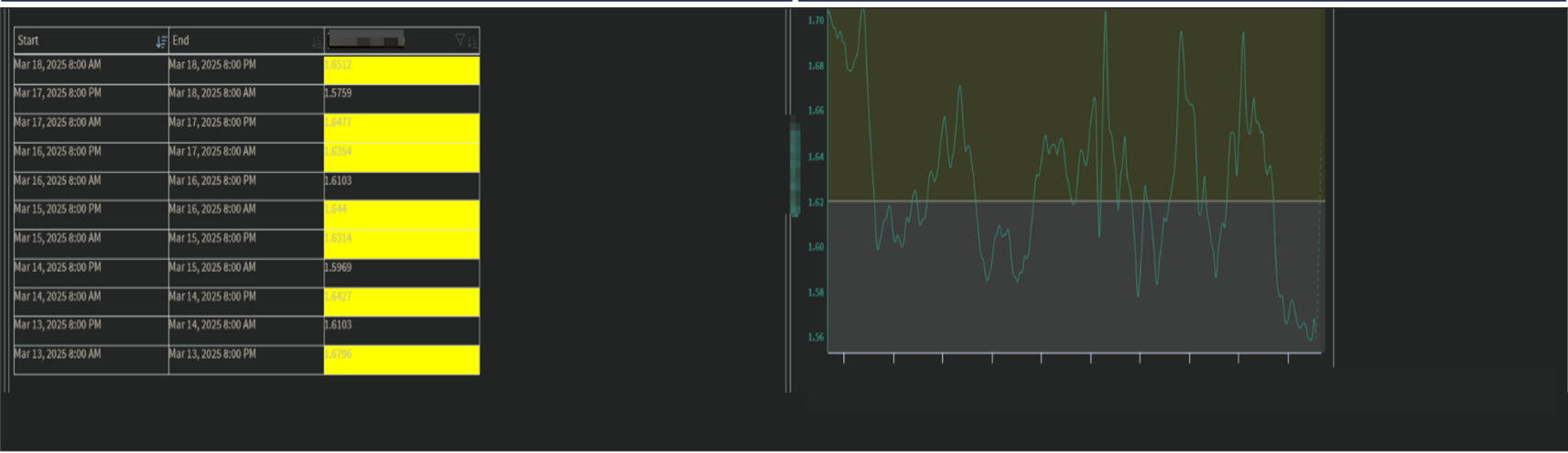
Values Include

- ✓ Phase Durations
- ✓ Fingerprints (Feature Engineering)
- ✓ Quality Data

Raw Material View

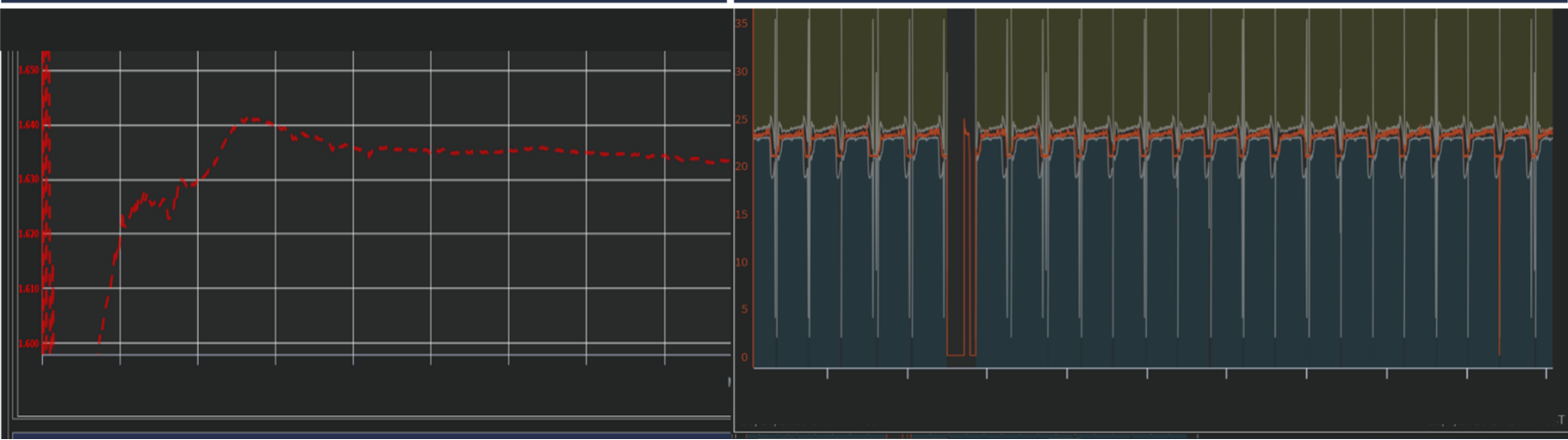
Key Parameter

Raw Material Consumption

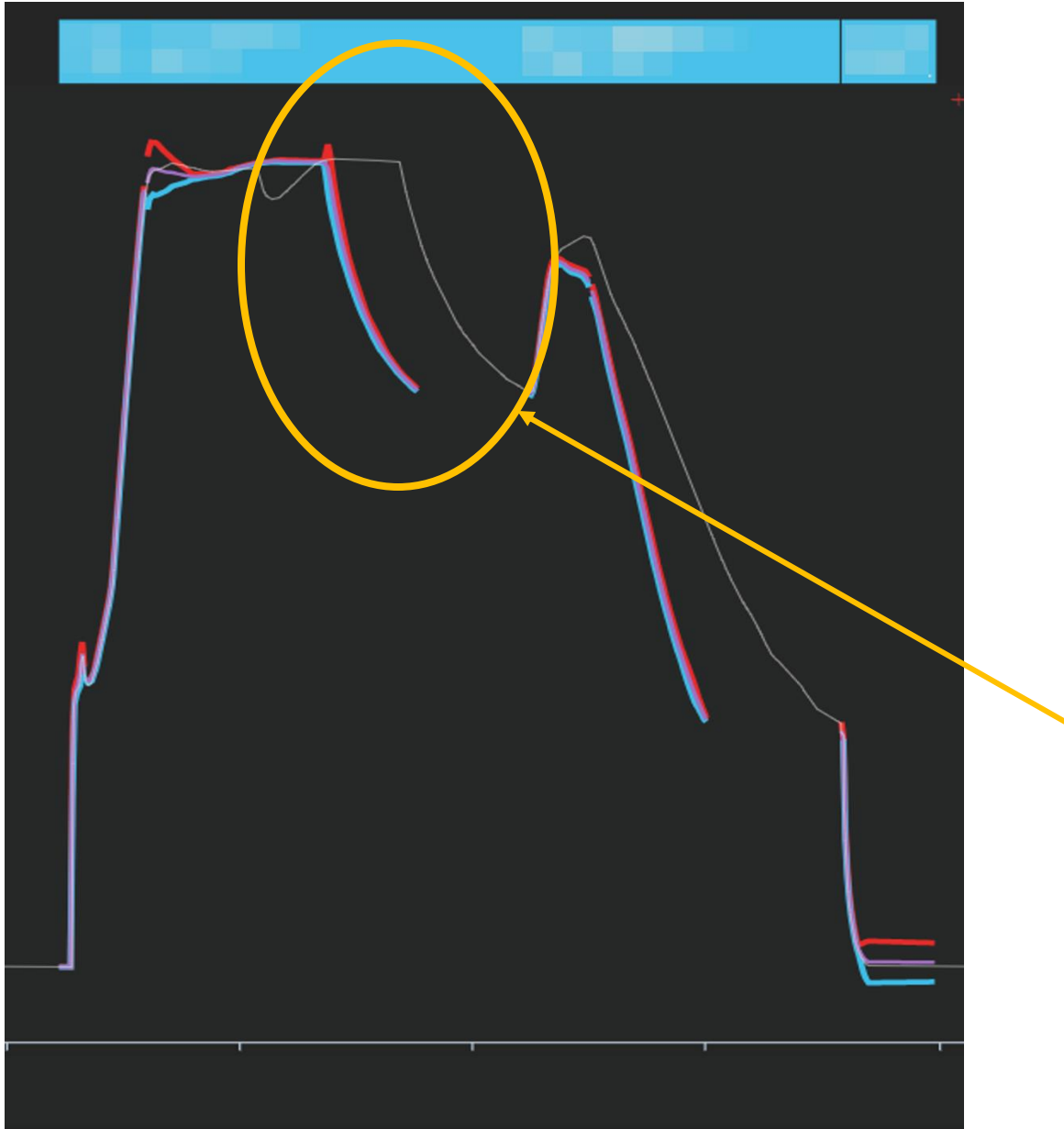


Tank Level Over Time

Anomaly Detection – Trouble Shooting



Golden Phase Profiler



- Profile includes upper and lower thresholds forming a **reference envelope**
- The **golden profile** is based on average of best phases (grouped by Grade and Phase)
- **Better than golden batch profile**, since it is reset at the start of every phase.
- **Live tracking** of the key process parameters (temperature, pressure, flow rate, ...)

Golden Phase Profile



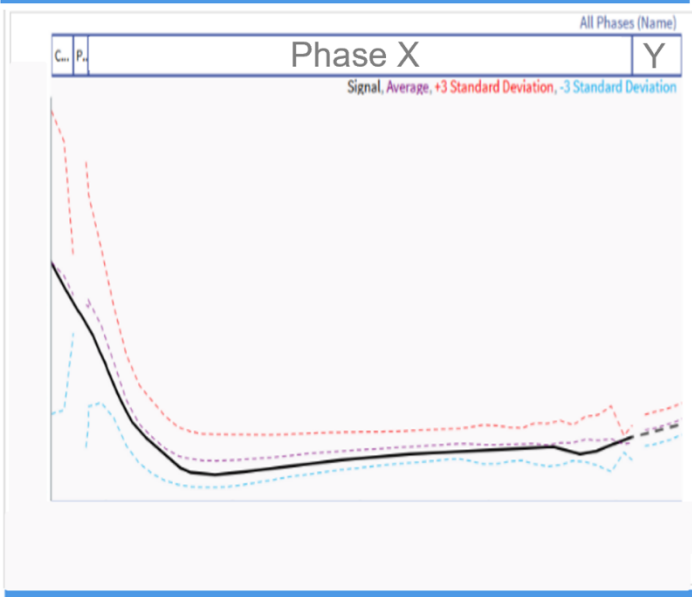
Current Batch

Grade	
Status	Phase Y

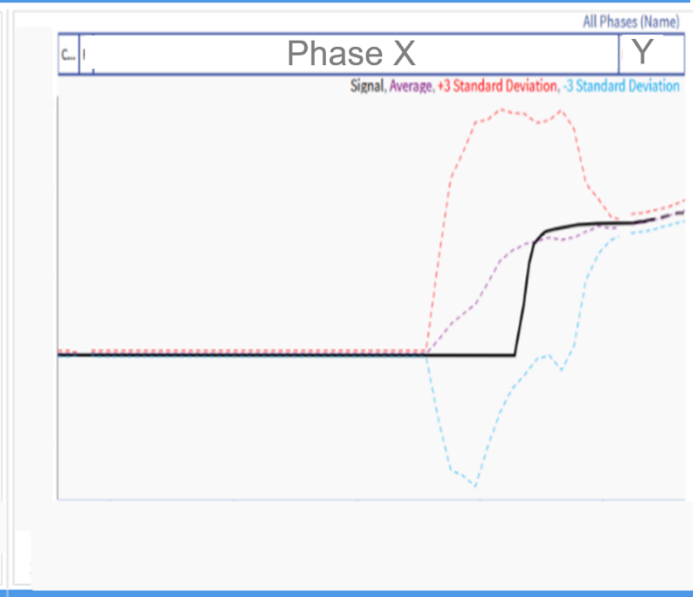
Out of Limits

Phase A	0 %	0 %
Phase X	0 %	0 %
Phase Y	0 %	0 %

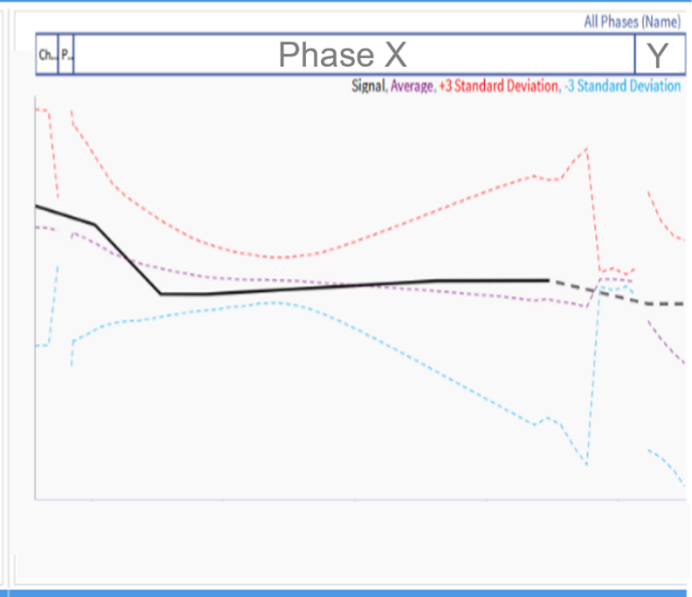
Temperature



Pressure



Jacket Pressure



Next Steps?



Increase Adoption

Multiple Sites, reactors and products are currently in progress Tracking adoption metrics to drive adoption



Additional Features


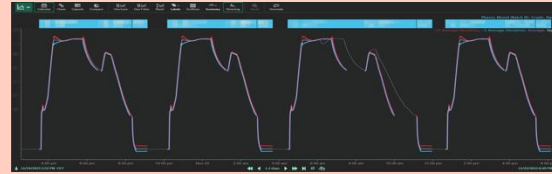
New technical developments to improve add-on



On Demand Reports

Add-ons to allow users to query by batch to generate more detailed statistics.

Increase Adoption



Additional Features

On Demand Reports

Batch Reporting Tool
Enter a Batch ID for a report about batch performance.

Plant	Test	Sample
		No data available

Reactor:

Batch ID:


Golden profile tags:

LIMS Test: **SELECT ALL**

LIMS Sample point: **SELECT ALL**

ADD TESTS AND SAMPLES

GO



Assessing the Needs

Providing the Pieces



Troubleshooting



Real Time Monitoring



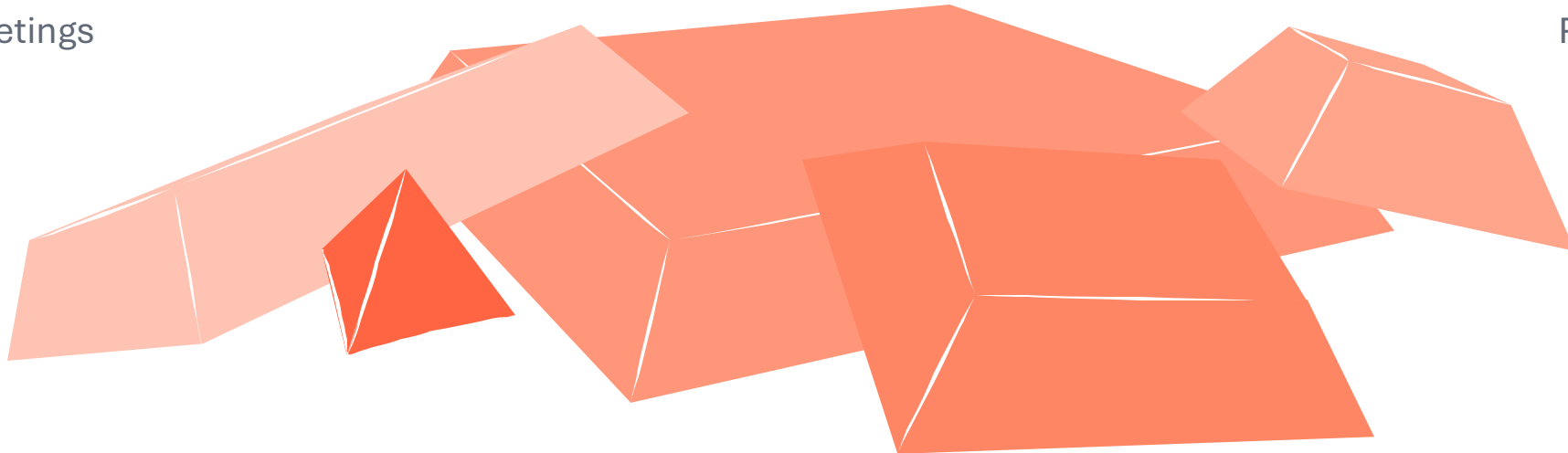
Raw Material Tracking



Daily Meetings



Process Insights



Batch Watcher

Dashboarding for Collaborative Solutions



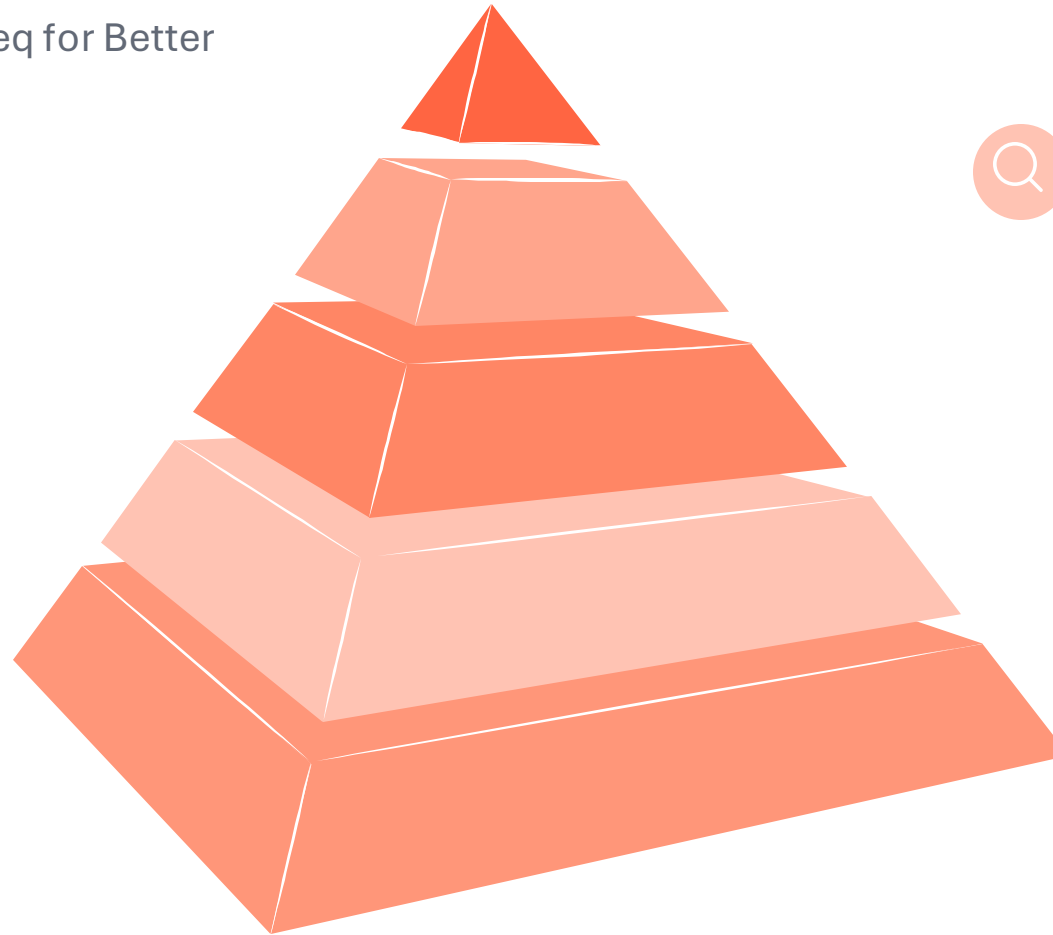
Dashboarding with Seeq for Better Processes



Scorecard Metrics



Integrated Data



Condition Based Monitoring




Golden Phase Profiler

SeeQ®



connect

THANK YOU!





connect 2026

